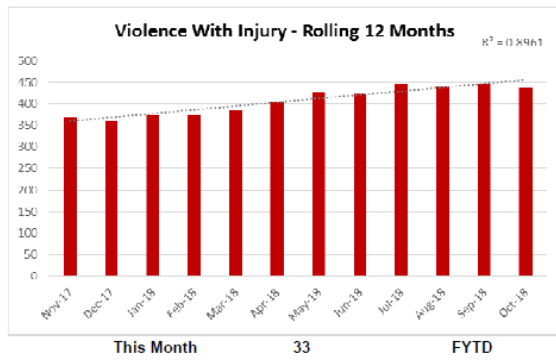
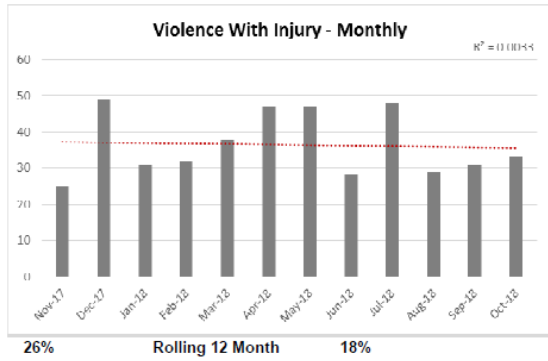


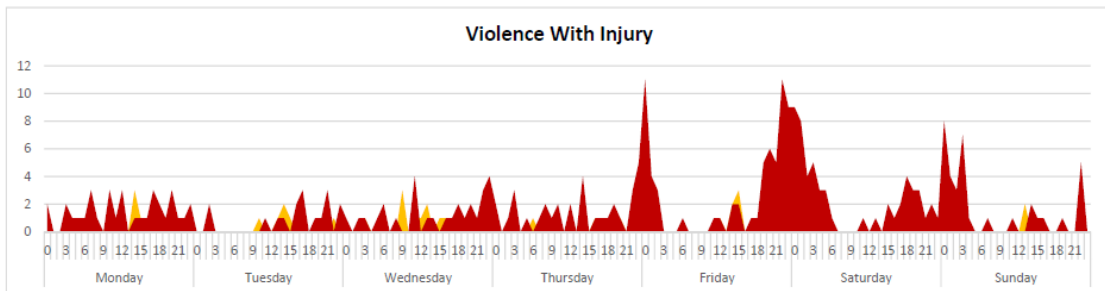
## Violence With Injury



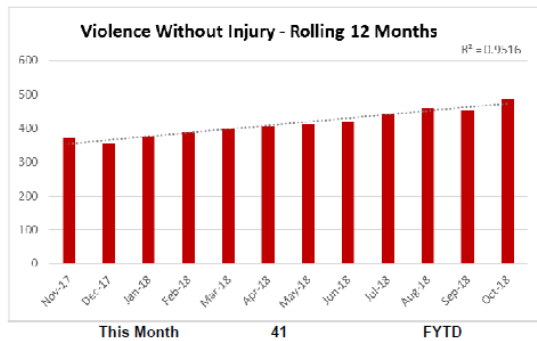
Detection Rate FYTD: 24%  
Positive Outcome Rate FYTD: 26%



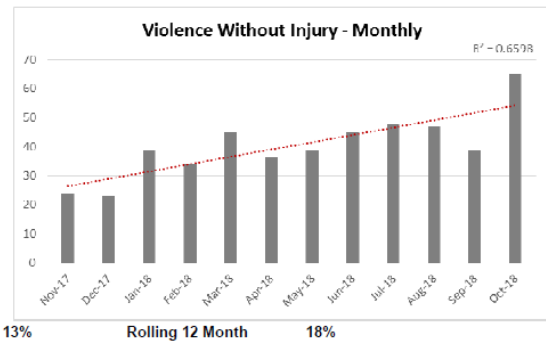
National Position: 38



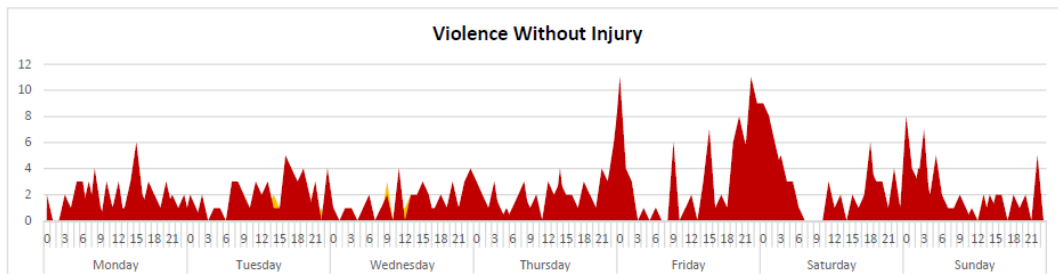
## Violence Without Injury



Detection Rate FYTD: 13%  
Positive Outcome Rate FYTD: 18%



National Position: 19



## **Violence with Injury**

The 12-month graph still demonstrates a strong increasing trend for this crime type; however, the reduction experienced over the last 3 months has started to impact the rolling 12-month graph for this month. If levels continue at this lower level over the next couple of months, it could start to reverse this upward trend. This month there were 33 violence with injury crimes and 29 of these were under the stats classification of 'Assault - S47 - AOABH assault occasioning actual bodily harm' which has accounted for 83% of violence with injury crimes since April 2018.

The temporal analysis demonstrates that violence with injury crimes occur during Thursday, Friday and Saturday from 21:00 to 06:00 which is during night time economy hours. Of the 480 violence with injury crimes that have occurred over the rolling 12 months, 158 of them had an alcohol NICL qualifier added to them suggesting this may have influenced these crimes.

Localities of note by FIB over the last 90 days are:

1. Leadenhall/Gracechurch Street/Eastcheap
2. Liverpool Street/Bishopsgate
3. Bread Street/Watling Street/Cheapside
4. Minories/Crutched Friars

There has been a number of targeted patrols by Officers directed by FIB which also includes licensed premises checks where Officers ensure they use Body Worn Cameras for all checks they complete. The Patrol Sergeant is also expected to visit the top 3 licensed premises where offences occur on a Thursday, Friday and Saturday.

## **Violence without Injury**

The rolling 12-month graph demonstrates that there is still a strong increasing trend for violence without injury. Similarly to violence with injury, this was beginning to be effected by decreased levels over the previous months; however, there has been a spike in violence without injury in October. This is in contrast to the reduction in violence with injury crimes experienced this month suggesting that the violent crimes experienced in the City were lower level violent crimes.

Of the violence without injury crimes for October, 97% of the crimes (63 out of 65) were classified as 'Assault - S39 - Common assault'. There was an additional crime with a classification of 'Assault a constable in the execution of his / her duty' and 'Racially / religiously aggravated common assault'. 26 of all violence without injury crimes in October had an alcohol NICL qualifier added to it.

Nationally, there has been an increased experienced for 'Violence without Injury' crimes and this could be due to genuine increases experienced in this category or better crime recording (due to the potential link with the reduction in ASB incidents and crimes). Figures demonstrate that there has been a large increase in footfall in the City over the last couple of years which will continue to rise over the coming months and years due to Crossrail, new buildings, etc., and is likely to impact crime levels. As there is a unique night time economy in the City, this is likely to also increase and therefore a focus on alcohol related crimes would be recommended. Being able to compare to a similar comparable area to the City would be useful to check these increases were also being experienced there. Finding a comparable force/borough would enable further exploration and would require a similar makeup of the City around demographics, footfall, night time economy, etc.